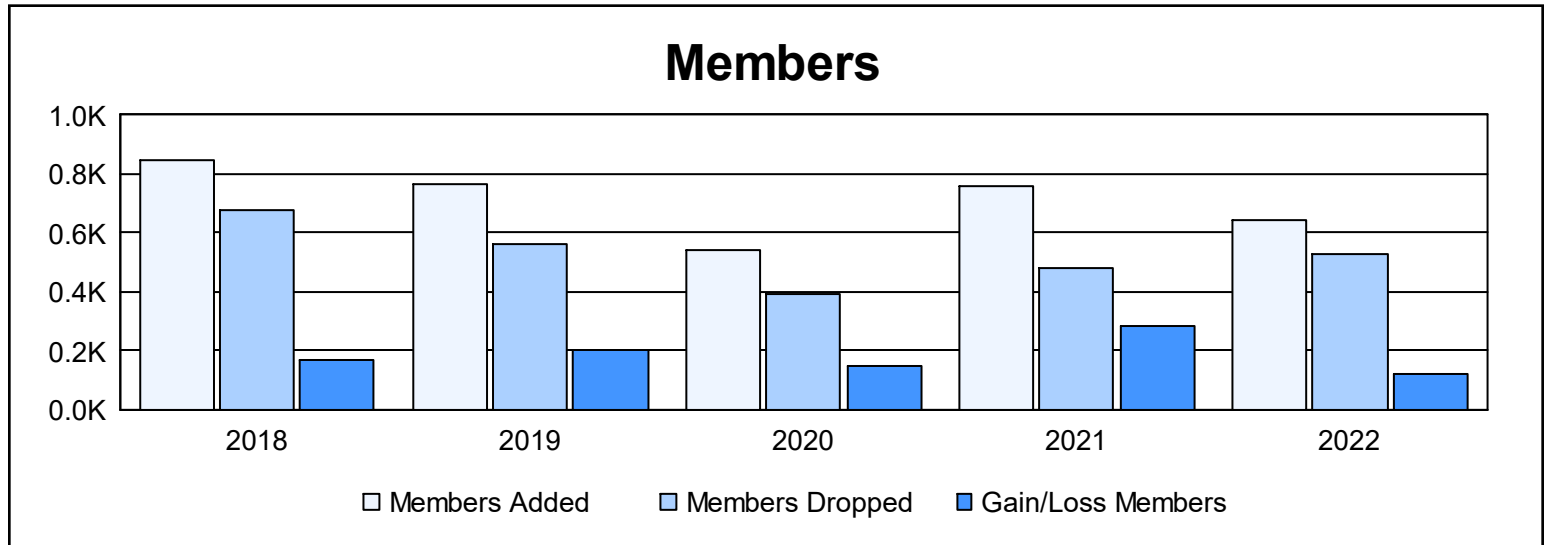
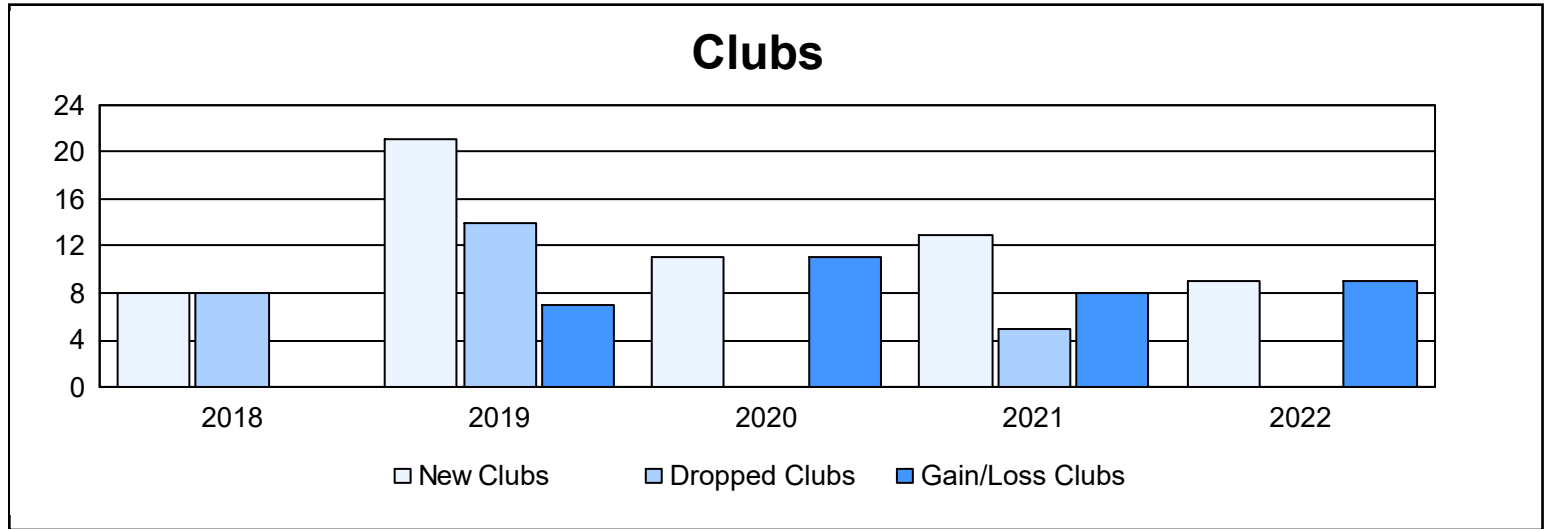
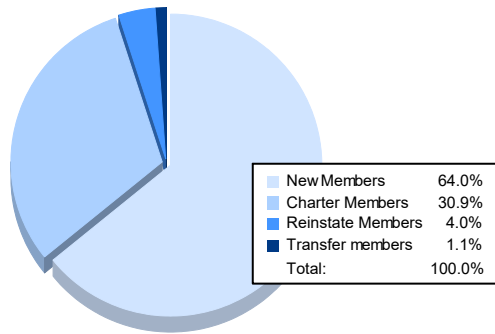


Year	New Clubs	Dropped Clubs	Gain/ Loss Clubs	New Members	Charter Members	Reinstate Members	Transfer Members	Total Member Added	Total Members Dropped	Gain/ Loss Members
2017-2018	8	8	0	469	273	92	10	844	676	168
2018-2019	21	14	7	288	454	16	6	764	559	205
2019-2020	11	0	11	254	262	27	1	544	394	150
2020-2021	13	5	8	448	288	13	13	762	480	282
2021-2022	9	0	9	413	199	26	7	645	527	118
<b>Average</b>	<b>12</b>	<b>5</b>	<b>7</b>	<b>374</b>	<b>295</b>	<b>35</b>	<b>7</b>	<b>712</b>	<b>527</b>	<b>185</b>



### Membership Composition June 2022 Cumulative



### Gender Composition June 2022 Cumulative

